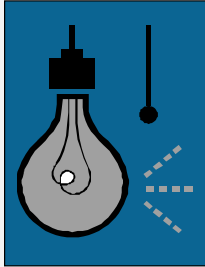


3m Authorized Lava Milling Center



"Every tooth in a man's head is more valuable than a diamond."

~Miguel de Cervantes,  
Don Quixote, 1605

Questions? Comments?  
Concerns?

Contact us !

**Phone**


(863)967-9742  
1-866-904-LAVA

**Fax**

(863)967-2114

**E-mail**

centraldentalcreations  
@yahoo.com



## Porcelain Woes?

Some dentist's concerns about zirconia's ability to adequately support porcelain were raised in the February issue of *Dentistry Today* during an interview with Dr. John Christensen in which he stated, "... there [are] some problems that primarily involve the superficial ceramics used over the zirconium copings. I attribute these problems to a lack of interaction between laboratory technicians and the dentists on issues related to proper prep design—proper reduction taper, margin configuration, and so forth. In my opinion, we're going to see zirconia-based restorations gradually dominate the fixed

prosthodontic market place."

According to Dr. Ed McLaren, DDS, UCLA CED Director, as heard at the Callab Meeting , Chicago in February of 2009, it is important to first fully understand that zirconia is different than metal. It acts more like an insulator and therefore heats slower and cools faster than the porcelain. The prolonged difference in temperature caused by the inherent qualities of each product, when fired, is what causes fracturing, chipping, and separation.

Dr. McLaren suggests that to

combat these issues, a few simple changes to your firing may be all that is needed. First, use a lower entry temperature. 400° - 450°C with a 6 to 8 minute entry time is recommended. Secondly, let the finished crown cool to an idle temperature or preferably cooler before taking out of the oven.

By slowly heating and completely cooling the unit you can be sure that the lava core is in unison with the applied porcelain, providing you with a superior finished product.

## Prep School

To help us create the best product for you and your doctors, please take note of the following tooth prep guidelines.

-A chamfer with a horizontal angle of at least 5°.

- A vertical preparation angle of at least 4°.

-The inside angle of the shoulder must have a rounded contour.

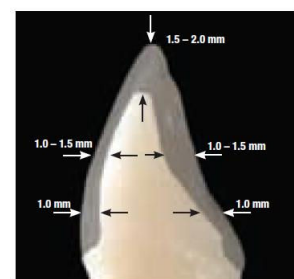
- All occlusal and incisal edges should also be rounded.

- Marginal edges must be continuous and clearly visible.

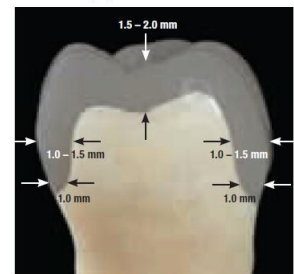
- Avoid a bevel.

- Supragingival margins pose no problems on posterior and anterior teeth.

Following these guidelines will insure you a superior fit and long lasting esthetic restoration we can all be proud of. If you would like any 3M prep guide literature please let us know.



Recommended preparation for anterior teeth.



Recommended preparation for posterior teeth.

**Central Dental Creations**  
303 Pontotoc Street  
Auburndale, FL 33823

**Phone**  
(863)967-9742

**Fax**  
(863)967-2114

**E-mail**  
centraldentalcreations  
@yahoo.com

## Fragile!

Quick tips for packing and shipping your case models to insure their safe delivery to us:

-For individual models, securely wrap foam strips around models a few times and secure with tape or a rubber band.

-For articulated models, wrap foam around models making sure that they are

separated by at least one layer of foam and secure with tape or a rubber band.

-For individual dies, please place in a padded container and secure with tape.

-If sending multiple cases, please place cases in individual plastic bags

accompanied by their script in order to keep case components from being confused or lost.

-Place all case components in a suitably padded box that is taped securely to fully insure that cases arrive complete and undamaged.

## About Us

Central Dental Creations LLC has been an Authorized Lava™ Milling Center since 2005. Our staff has a combined experience of more than 45 years in the dental laboratory business and has had extensive hands on

training directly from 3M ESPE. We can offer a direct technician to technician communication, consistency, 3 day or less turn-around, multiple case discounts. All of these will enhance your outsourcing experience.

**CENTRAL DENTAL CREATIONS**  
303 PONTOTOC STREET  
AUBURNDALE, FL 33823



**We're on the Web!**  
See us at:  
[www.  
centraldentalcreations  
.com](http://www.centraldentalcreations.com)